



WELCOME TO YEAR 3

# YEAR 3



**Annapurna**  
Hurvinder

**Ararat**  
Angela

**Fuji**  
Bruno

# WELCOME TO YEAR 3

- Curriculum
- Homework
- Music Tuition
- Lunches
- Communication
- Classroom Visit & Questions

# Year 3 Sample Timetable

	8:50 – 9:05	9:10 – 10:10	10:10 – 10:45	10:45 – 11:10	11.10- 12.10	12.10 -12.30	12.30 – 12.40	12:40 1.30	1.30 – 2.30	2.30 – 3.30
M	Team Time	English	Reading	B R E A K	Maths	Maths Fluency	Story Time	L U N C H	Science	PSHE
T	SLT Assembly	SPANISH PPA	PE PPA		MUSIC PPA	Maths Fluency	Library / Levelled Reading		English	Maths
W	Music Assembly	English	Reading		Maths	Maths Fluency	Story Time		PE Middle Hall	Religion & Worldviews
TH	Age Phase Assembly	English	Reading		Maths	Maths Fluency	Story Time		Art	Computing
FR	SC Meeting / Sharing Assembly	History/Geography	Reading		Maths	Maths Fluency	Story Time		Spelling/ Handwriting	Team Time

# Year 3 Curriculum

## Autumn

### World War II



How and why did life in Britain change during the Second World War?

## Spring

### The Roman Empire & Roman Britain



How did the Romans change Britain?

## Summer

### Our Restless Planet



How do the Earth's movements affect people and places?

# Autumn Term Overview

## Science

### Animals including Humans

Animal nutrition, skeletons

### Rocks

### Sustainability

Food Waste

## History

Cause and consequence of war,  
life on the home front and in the  
local area, evacuation, rationing,  
role of women, propaganda.

## Computing

### E-Safety

Self-Image & Identify, Online  
Relationships

### Animation

Pivot Animator

## Art

### Painting

Henry Moore

### Photography

Bill Brandt

## PE and Games

### Fundamentals

#### Dance

(Class Teacher)

#### Hockey

#### Dodgeball

(Sports Coach)

## Religion & Worldviews

How did Jesus and Buddha  
make people stop and think?

What is the significance of light?

## Design & Technology

### Textiles

### Cushions

Running stitch and  
cross-stitch

## PSHE and Citizenship

Physical, Emotional  
and Mental  
Self-Esteem  
Community

### First Aid

Calling for help

## Music

Staff Notation  
Glockenspiels  
Introduction  
Let your spirit fly  
(Debussy)




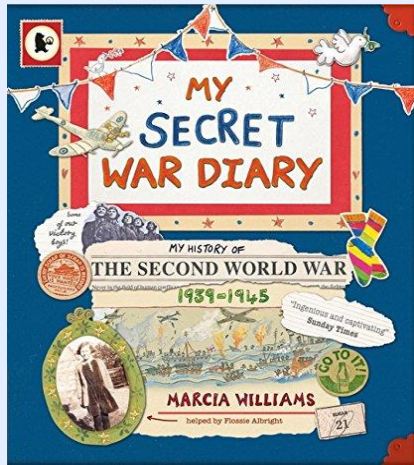
## Spanish







Greetings, Numbers to  
30, classroom  
commands, Myself



# English

## Reading, Writing & SPAG



Predicting 	Inferring 
<ul style="list-style-type: none"> <li>I wonder if</li> <li>I predict</li> <li>I think that</li> <li>I bet that</li> <li>I imagine</li> <li>I think * will happen</li> <li>I think I will learn</li> <li>I think it will be set out</li> <li>The next part will be about</li> </ul> <p style="text-align: right;">because</p>	<ul style="list-style-type: none"> <li>The word * tells me</li> <li>The part * tells me</li> <li>This makes me think that</li> <li>I think this <b>character</b> because</li> <li>I think the <b>setting</b> is</li> <li>I think the <b>mood</b> is</li> <li>I think the writer's viewpoint is</li> <li>I think this character's viewpoint is</li> </ul>
Asking questions ?	Evaluating 
<ul style="list-style-type: none"> <li>Who</li> <li>What</li> <li>When</li> <li>Where</li> <li>I wonder</li> <li>Why</li> <li>How</li> <li>What if</li> <li>Why do you think</li> <li>How do you think</li> <li>How do we know</li> </ul>	<p><b>Language</b></p> <ul style="list-style-type: none"> <li>The word/phrase * works well because</li> <li>I like the way the author uses * it makes me think about</li> <li>I think it would have read better if</li> <li>It's very clever the way the author uses * because</li> <li>The sentence * has high impact because</li> </ul> <p><b>Organisation</b></p> <ul style="list-style-type: none"> <li>The text is organised well because</li> <li>The presentation helps the reader because</li> <li>The structure could be improved by</li> </ul>
Clarifying 	Making connections 
<ul style="list-style-type: none"> <li>I think that means</li> <li>I didn't understand</li> <li>What does * mean?</li> <li>I need to reread this part because</li> <li>* is a tricky word so I</li> <li>I didn't understand * so I</li> <li>Let's reread because it didn't make sense.</li> </ul>	<p><b>Text to self:</b></p> <ul style="list-style-type: none"> <li>I know about this because I</li> <li>I've been to / seen</li> <li>I saw a programme about this</li> <li>I can identify with this character because</li> </ul> <p><b>Text to text:</b></p> <ul style="list-style-type: none"> <li>I think this book is a * (genre) book because</li> <li>This reminds me of * because</li> <li>This is similar to * because</li> <li>This character is similar to * because</li> </ul>
Summarising 	Learning Behaviours
<ul style="list-style-type: none"> <li>The key idea is</li> <li>The most important ideas are * and I know that because</li> <li>This part is about</li> <li>The headline would be</li> <li>In 10 words</li> <li>The main theme is</li> </ul>	<ul style="list-style-type: none"> <li>Support and actively listen to others</li> <li>Discuss and explain our ideas</li> <li>Take responsibility for your own and your group's learning.</li> </ul>

# Maths – Year 3 Overview



	Week 1	Week 2	Week 3	Week 4	Week 5	Week 6	Week 7	Week 8	Week 9	Week 10	Week 11	Week 12
Autumn	Number <b>Place value</b>			Number <b>Addition and subtraction</b>				Number <b>Multiplication and division A</b>				
Spring	Number <b>Multiplication and division B</b>			Measurement <b>Length and perimeter</b>			Number <b>Fractions A</b>		Measurement <b>Mass and capacity</b>			
Summer	Number <b>Fractions B</b>		Measurement <b>Money</b>		Measurement <b>Time</b>			Geometry <b>Shape</b>		Statistics		Consolidation



# Maths

	Week 1	Week 2	Week 3	Week 4	Week 5	Week 6	Week 7	Week 8	Week 9	Week 10	Week 11	Week 12
Autumn	Number Place value			Number Addition and subtraction					Number Multiplication and division A			
Spring	Number Multiplication and division B			Measurement Length and perimeter		Number Fractions A			Measurement Mass and capacity			
Summer	Number Fractions B		Measurement Money		Measurement Time		Geometry Shape					

Step 1

Represent

Step 2

Partition

Step 3

Number

White Rose Home Learning Guidance

Step 1	Represent numbers to 100
Step 2	Partition numbers to 100
Step 3	Number line to 100
Step 4	Hundreds
Step 5	Represent numbers to 1,000
Step 6	Partition numbers to 1,000
Step 7	Flexible partitioning of numbers to 1,000
Step 8	Hundreds, tens and ones

# Maths Fluency

## Year 3 overview



Stage 1			Stage 2			
<b>Block 1</b> How many?	<b>Block 2</b> 100	<b>Block 3</b> Comparison to 100	<b>Block 1</b> Add and subtract 1s	<b>Block 2</b> Add and subtract 10s	<b>Block 3</b> Add through 10s	<b>Block 4</b> Subtract through 10s
Stage 3			Stage 4			
<b>Block 1</b> Bonds to 100	<b>Block 2</b> Complements to 100	<b>Block 3</b> Doubles to 100	<b>Block 1</b> The 2 times-table	<b>Block 2</b> The 10 times-table	<b>Block 3</b> The 5 times-table	
Stage 4		Stage 5				
<b>Block 4</b> 2s, 5s and 10s		<b>Block 1</b> The 3 times-table	<b>Block 2</b> The 4 times-table	<b>Block 3</b> The 8 times-table	<b>Block 4</b> 3s, 4s and 8s	

# Maths Fluency

## Times Tables!

**2**

 $1 \times 2 = 2$   
 $2 \times 2 = 4$   
 $3 \times 2 = 6$   
 $4 \times 2 = 8$   
 $5 \times 2 = 10$   
 $6 \times 2 = 12$   
 $7 \times 2 = 14$   
 $8 \times 2 = 16$   
 $9 \times 2 = 18$   
 $10 \times 2 = 20$

**5**

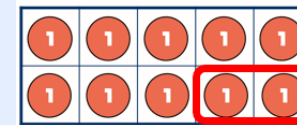
 $1 \times 5 = 5$   
 $2 \times 5 = 10$   
 $3 \times 5 = 15$   
 $4 \times 5 = 20$   
 $5 \times 5 = 25$   
 $6 \times 5 = 30$   
 $7 \times 5 = 35$   
 $8 \times 5 = 40$   
 $9 \times 5 = 45$   
 $10 \times 5 = 50$

**10**

 $1 \times 10 = 10$   
 $2 \times 10 = 20$   
 $3 \times 10 = 30$   
 $4 \times 10 = 40$   
 $5 \times 10 = 50$   
 $6 \times 10 = 60$   
 $7 \times 10 = 70$   
 $8 \times 10 = 80$   
 $9 \times 10 = 90$   
 $10 \times 10 = 100$

Copyright 2002 www.sparklebox.co.uk

Revise



$$8 + 2 = 10$$

10 ones = 10



$$80 + 20 = 100$$

10 tens = 100

Learn

### 3 Times Table

0	x	3	=	0
1	x	3	=	3
2	x	3	=	6
3	x	3	=	9
4	x	3	=	12
5	x	3	=	15
6	x	3	=	18
7	x	3	=	21
8	x	3	=	24
9	x	3	=	27
10	x	3	=	30
11	x	3	=	33
12	x	3	=	36

www.sparklebox.co.uk

### 4 Times Table

0	x	4	=	0
1	x	4	=	4
2	x	4	=	8
3	x	4	=	12
4	x	4	=	16
5	x	4	=	20
6	x	4	=	24
7	x	4	=	28
8	x	4	=	32
9	x	4	=	36
10	x	4	=	40
11	x	4	=	44
12	x	4	=	48

www.sparklebox.co.uk


### 8 Times Table

0	x	8	=	0
1	x	8	=	8
2	x	8	=	16
3	x	8	=	24
4	x	8	=	32
5	x	8	=	40
6	x	8	=	48
7	x	8	=	56
8	x	8	=	64
9	x	8	=	72
10	x	8	=	80
11	x	8	=	88
12	x	8	=	96

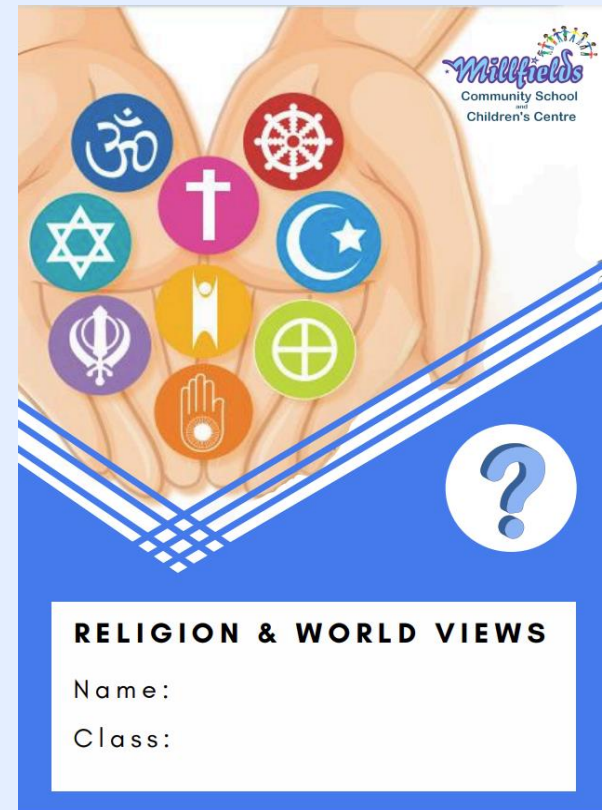
www.sparklebox.co.uk

# Science

	Week 1	Week 2	Week 3	Week 4	Week 5	Week 6	Week 7	Week 8	Week 9	Week 10	Week 11	Week 12	
Autumn term	Biology <b>Skeletons</b> FREE TRIAL  <a href="#">VIEW</a>		Biology <b>Movement</b>  <a href="#">VIEW</a>		Biology <b>Nutrition and diet</b>  <a href="#">VIEW</a>		Sustainability <b>Food waste</b>  <a href="#">VIEW</a>		Chemistry <b>Rocks</b>  <a href="#">VIEW</a>		Consolidation		
Spring term	Chemistry <b>Fossils</b>  <a href="#">VIEW</a>		Chemistry <b>Soils</b>  <a href="#">VIEW</a>		Physics <b>Light</b>  <a href="#">VIEW</a>							Consolidation	
Summer term	Biology <b>Plants A</b>  <a href="#">VIEW</a>				Physics <b>Forces</b>  <a href="#">VIEW</a>		Physics <b>Magnets</b>  <a href="#">VIEW</a>		Biology <b>Plants B</b>  <a href="#">VIEW</a>		Sustainability <b>Biodiversity</b>  <a href="#">VIEW</a>		



# Religion and Worldviews



# PE

- **Annapurna:** Tuesday and Thursday
- **Ararat:** Tuesday and Wednesday
- **Fuji:** Tuesday and Wednesday

Please ensure that your child comes to school wearing their PE kit on these days



**PLEASE LABEL  
ALL CLOTHING**



**Swimming** – 2 week block/10 hours in Spring Term



# Year 3 Homework



Google Classroom

## Reading



Levelled Books  
Chosen Book

Book bags must be  
returned by  
Wednesday morning

## Spelling

terrible	6	credible	7
legible	6	visible	6
sensible	7	edible	5
horrible	6	reversible	8
possible	6	responsible	10

Homework is  
set on Friday

## Maths



WR Maths  
with Michael

# Year 3 Homework

To be completed by the end of each term.

## Home Learning Project

Year 3  
Autumn Term

## World War II



How and why did life in Britain change during the Second World War?

### Model Makers & Designers

- Create a 3D timeline of events that occurred in World War II.
- Create your own model gas mask.
- Find out more about the fighter planes used by German and British pilots. Create a model fighter plane.
- Design an Anderson Shelter/air raid shelter
- Make a shoebox diorama of a scene from wartime Britain e.g. a scene from the Blitz.



### Marvellous Mathematicians

- Create a graph comparing the size of armies from different nations involved in the war.



Don't forget to use Times Tables Rock Stars and 1 Minute Maths regularly.



### Remarkable Researchers

- Research WW2 propaganda posters. Make your own in a similar style.
- Visit a WW2 museum e.g. Imperial War Museum, Canterbury Heritage Museum, Kent Battle of Britain Museum or the Spitfire and Hurricane Memorial Museum. Take photos and create a poster showing what you learned.
- Find out what 'Dig for Victory' was. Present your findings in an interesting way.
- Research how WW2 affected your local area. You could visit Hackney Museum to help.



- Record a podcast discussing an aspect of World War 2.
- Make a video animation linked to WW2.

### Map Challenges

- Make a map of the world showing countries involved in the war. Include details of Allies and Axis powers.
- Find out where children were evacuated from and to in England. Show this on a map.

### Wonderful Writers

- Imagine you are an evacuee. Write a letter home to your family explaining what has happened to you.
- Write in role as a soldier to his family about life in the trenches.
- Write a biography of a key person involved in the war e.g. Winston Churchill
- Write a script for a radio news broadcast about a key event during World War 2.
- Write a war based story/poem.
- Research & create a fact file on key events in the war e.g. Battle of Britain, the Blitz, VE day or D-Day. You could present your work in writing, as a poster or in a PowerPoint presentation.



### Get Cooking!

- Research rationing and make a ration recipe. Photograph the meal and write out the recipe. Write a review of the meal.
- Write a menu using some of the ration recipes you find out about.





# Music Tuition

- Sign up and pay termly
- Guitar, drums, violin, piano, flute, saxophone...
- 10 lessons
- Individual or group
- [musiclessons@millfields.hackney.sch.uk](mailto:musiclessons@millfields.hackney.sch.uk)



# School Lunch

[WEEKLY MENU]					
Olive  Week 3					
Week Commencing: Mon 16th Sept - Mon 14th Oct - Mon 18th Nov - Mon 16th Dec					
	Monday	Tuesday	Wednesday	Thursday	Friday
 Main Dish of the Day	Veggie Supreme Pizza (G, MK)	Savoury Mince (CE)	Roasted Vegetable Lasagne (E, G, MK)	Chinese Chicken Noodles (CE, E, G, SO)	Fish Fingers & Chips (F, G)
Vegetarian Dish of the Day	Margherita Pizza (G, MK)	Winter Vegetable Stew (CE)	Tomato & Olive Arabiata (CE, G)	Chinese Vegetable Stir Fried Noodles (E, G, SO)	Vegetable Sausage & Chips (CE, G)
Vegetable Choice	Seasoned Potato Wedges & Baked Beans	Rice, Carrots & Cabbage	Garlic Bread & Salad (G, MK*, SO*)	Stir Fried Greens	Beans or Peas
Dessert of the Day	Fruit Jelly	Cheese & Crackers (G, MK)	Mango Smoothie (MK)	Cheese & Crackers (G, MK)	Beetroot Brownie (E, G, MK, SO)
Jacket Potato Bar	See Board for Details	See Board for Details	See Board for Details	See Board for Details	See Board for Details
Cold Selection	Daily Salad Bar, Homemade Bread (E*, G, MK, SO), Selection of Fresh Fruit, Jelly and Yoghurt				

Allergens:

CE = Celery, CR = Crustacean, E = Eggs, F = Fish, G = Cereals Containing Gluten, L = Lupin, MK = Milk,

MO = Molluscs, MU = Mustard, N = Nuts, P = Peanuts, SO = Soya, SU = Sulphur, SE = Sesame Seeds

\* = May Contain

Millfields School



Please book school lunch **via SCOPAY**

Menu available  
on website



# Important Dates

## Themed Weeks

**Black History Month**

WB 30<sup>th</sup> September

**Black History Celebration**

Wednesday 6<sup>th</sup> November

**Anti-Bullying Week**

WB 18<sup>th</sup> November

**Maths Week England**

WB 18<sup>th</sup> November

**Assessment Week**

WB 27<sup>th</sup> November

**Christmas Events**

WB 9<sup>th</sup> December

## Dress Up Days

**Show Racism the Red Card**

Friday 25<sup>th</sup> October

**Odd Socks**

Tuesday 12<sup>th</sup> November

**Pyjamas (Children in Need)**

Friday 15<sup>th</sup> November

**Christmas Lunch**

*Friday 13<sup>th</sup> December -tbc*

**Christmas Jumper Day**

Friday 20<sup>th</sup> December

## Other dates for your diary

**Individual Photo Day**

Tuesday 17<sup>th</sup> September

**Millfields Dog Show**

Saturday 28<sup>th</sup> September

**E-Safety Day / National Poetry Day**

Thursday 3<sup>rd</sup> October

**Parents Evening**

Tuesday 15<sup>th</sup> and Wednesday 16<sup>th</sup> October

**Year 3 London Day Trip**

Wednesday 18<sup>th</sup> December

**Year 3 Winter Concert**

Thursday 19<sup>th</sup> December

## Sharing Assembly

**Annapurna:** Friday 29<sup>th</sup> November 2024


**Ararat:** Friday 29<sup>th</sup> November 2024

**Fuji:** Friday 22<sup>nd</sup> November 2024



# Communication

<http://www.millfields.hackney.sch.uk/>



[info@millfields.hackney.sch.uk](mailto:info@millfields.hackney.sch.uk)  
[eruane@millfields.hackney.sch.uk](mailto:eruane@millfields.hackney.sch.uk)

## Millfields Mag

FRIDAY 28TH JUNE 2019  
*VIERNES 28 DE JUNIO DE 2019*  
[www.millfields.hackney.sch.uk](http://www.millfields.hackney.sch.uk) E-mail: [info@millfields.hackney.sch.uk](mailto:info@millfields.hackney.sch.uk)

### Millfields Musical Magnificence

It has been another busy week at Millfields, especially for all our cycling community! Lots of the Year 5 children have been taking part in Bikeability lessons — learning how to have a road-worthy bike and how to ride safely on the roads. Well done to all the children who successfully completed the course. Yesterday, 36 of the Year 5 children also took part in Bike Around the Borough — an event that takes place every year! Hundreds of Hackney school children take to the roads for a mass ride around the borough, organised by the Council to provide a chance for students to practice the skills they've learned through national standards cycle training and to help them see how easy it is to travel around Hackney by bike. The riders started at Hackney Downs, travelling from there to Clissold Park, before heading on to London Fields, past Hackney Town Hall and back to Hackney Downs. Then today, many of our Cycling Team have taken part in a sponsored cycle ride — they did the last 10 miles of a 50 mile ride and have so far raised an amazing £1,750. Thanks to all the families and friends who have donated. They had beautiful weather today and cycled up the towpath to Ware. They hope to reach their target of £1950 by the end of today in order to raise money for World Bicycle Relief that will provide 20 bikes for children to ride to school in poorer countries across the world. If you can and would like to help, please click on the link: <https://www.justgiving.com/Millfields50miles>. Thank you so much to parents, Paul and Nicky, who organised the whole thing and to all the parents and staff

Millfields Community School  
Hilsea Street  
Hackney  
E5 0SH  
TEL : 020 8985 7898

#### Important Dates

**Summer Fair**  
Saturday 29th June  
**Sports Week**  
1st—5th July  
**Safety Awareness Week**  
8th—12th July  
**London Day**  
18th July  
**First day of Autumn Term**  
Weds 4th September

#### Attendance

**Week beg: 17th June**  
Our school target: 96.5%  
Last week: 95.1%  
Winning classes:  
KS1 Brown (98.3%)  
KS2 Macintosh (99.1%)  
**Well done!**

Turk Shon





**Emma**

[eruane@millfields.hackney.sch.uk](mailto:eruane@millfields.hackney.sch.uk)

Assistant Head/Phase Lead for Lower Key Stage 2



**Kingsley**

[kfry@millfields.hackney.sch.uk](mailto:kfry@millfields.hackney.sch.uk)

SENCO - Special Educational Needs Coordinator



**Ifeoma**

[iudeaja@millfields.hackney.sch.uk](mailto:iudeaja@millfields.hackney.sch.uk)


Extended School Manager/Clubs



**Rema**

[rbegum@millfields.hackney.sch.uk](mailto:rbegum@millfields.hackney.sch.uk)

Medical



**Debi**

[dcookhorn@millfields.hackney.sch.uk](mailto:dcookhorn@millfields.hackney.sch.uk)

Mental Health/Wellbeing/CAMHS

# Classroom Visits & Questions



For Clubs queries, bookings and cancellations please email [clubs@millfields.hackney.sch.uk](mailto:clubs@millfields.hackney.sch.uk)

For Music Tuition, please email [musiclessons@millfields.hackney.sch.uk](mailto:musiclessons@millfields.hackney.sch.uk)

For General Enquiries, please email [info@millfields.hackney.sch.uk](mailto:info@millfields.hackney.sch.uk)